

# Crespo Elementary



The he<sub>ART</sub> of Houston

## **STAAR Parent Meeting**

JANUARY 26, 2023

EVERY STUDENT. EVERY DAY.

#WHATEVERITTAKES


# Thank you, parents!



Thank you for all your  
support  
this school year!

# Agenda

- Welcome & Introductions
- Vision and Mission
- What is STAAR?
- STAAR 2.0
- Important Testing Dates
- How can you support us?
- Staying Focused (Cell Phone Policy)
- Parent Communication
- Check in on Progress - How is your child doing? & Goal-Setting
- School Support, Plus Tips & Help at Home
- Attendance
- Homework Expectations
- Strategies & Specific Content Area Tips
- Title 1 Agreements/Requirements



# Welcome & Introductions

## 3rd Grade:

Ms. Zamora-Grade Level Representative

- Mr. Sanchez ( Reading English)
- Ms. Yawn ( Bilingual )

## 4th Grade:

Mrs. Gutierrez- Grade Level Representative

- Ms. Serna ( Bilingual Math)
- Ms. Soto ( Math English)
- Ms. Samano ( Reading English)

## 5th Grade:

Mr. Garcia -Grade Level Representative

- Mrs. Briceno (Reading)
- Mr. Ruiz ( Math)



# LEADERSHIP TEAM MEMBERS



**Laura A. Gonzalez**  
Principal



**Nora De Leon**  
Magnet Coordinator



**Lourdes Gaona**  
Teacher Specialist



**Angela Villarreal**  
Teacher Specialist

**Anietra Bradford**  
Counselor



**Ecclesia Gattu**  
Special Ed Chair



**Jessica Tamez**  
Admin Assistant




# MISSION



We, the educators of Crespo Elementary, are dedicated to providing a meaningful learning environment, with respect and fairness, where students can achieve their highest potential through academics and Fine Arts.

Todos los niños de la Escuela Primaria Crespo recibirán una educación significativa, equitativa y flexible en un entorno de aprendizaje seguro. A través de lo académico y las bellas artes, nuestros estudiantes se convertirán en pensadores independientes y creativos que construirán futuras oportunidades para el éxito.

# VISION



Every child at Crespo Elementary shall be provided with a meaningful, equitable, and flexible education in a safe learning environment. Through academics and fine arts, our students will become independent and creative thinkers who will build future opportunities for success.

Nosotros, los educadores de la Escuela Primaria Crespo, estamos dedicados a brindar un entorno de aprendizaje significativo, con respeto y equidad, donde los estudiantes puedan alcanzar su máximo potencial a través de lo académico y las Bellas Artes.

# WHAT IS STAAR?

STAAR stands for **State of Texas Assessments of Academic Readiness**. It is created by the State of Texas and based on the content our scholars in 3<sup>rd</sup>–5<sup>th</sup> grade have learned throughout the year.

The topics on each test cover the standards (content) taught during the year that the state deems as essential to be prepared for the next grade level, and it is designed to measure the extent to which students have learned and are able to apply the knowledge and skills defined in the state-mandated curriculum standards (TEKS).

<http://tea.texas.gov/student.assessment/staar/>

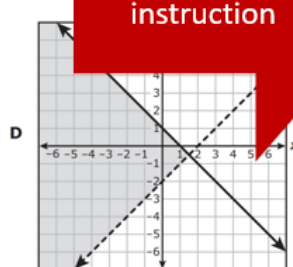
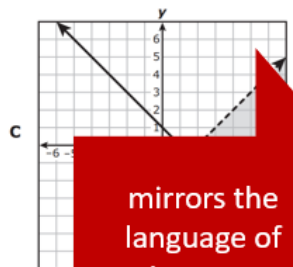
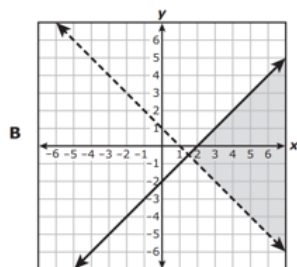
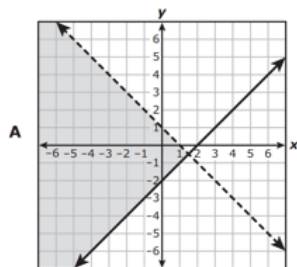


# WHAT IS STAAR 2.0?

The state of Texas is moving to an online platform to assess the students.

13 Which graph best represents the solution set to this system of inequalities?

$$\begin{aligned}x + y &< 1 \\ x - y &\leq 2\end{aligned}$$



mirrors the  
language of  
classroom  
instruction

What is the solution set for the system of linear inequalities shown?

$$\begin{aligned}x + y &< 1 \\ x - y &\leq 2\end{aligned}$$

Graph the solution set of the system of linear inequalities in the coordinate plane.

- First, select the Graph 1 button to graph the line and choose the line style. To graph a line, select two points in the coordinate plane. A line will connect the points.
- Then select the Graph 2 button to graph the line and choose the line style.
- Then select the Solution Set button to select the desired region.

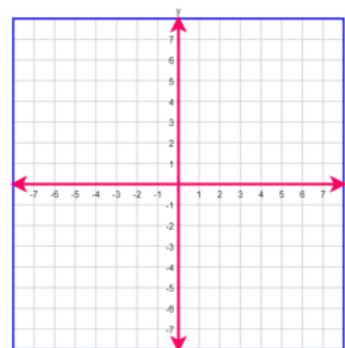
**Graph 1**

Line Type

**Graph 2**

Line Type

**Solution Set**



# STAAR Testing Dates

	<b>STAAR School Interim Assessment</b>	<b>STAAR District Interim Assessment</b>	<b>STAAR State Assessment</b>
<b>Reading</b>	February 7	March 7	April 25
<b>Math</b>	February 8	March 28	May 9
<b>Science</b>	February 9	March 21	May 2

# How can you support our scholars?



# Attendance matters



- Students are expected to be present on campus daily for the entire duration of the instructional day.
- Students are tardy after 7:35 AM.

## DID YOU KNOW?

■ **YOUR CHILD CAN SUFFER ACADEMICALLY** if they miss 10 percent (about 17 days) of school. That can be just **two days a month**, and that can happen before you know it.

---

■ **IT DOESN'T MATTER IF THESE ABSENCES ARE EXCUSED OR UNEXCUSED.** They all represent lost time in the classroom and a lost opportunity for your child to learn.

---

■ **ATTENDANCE MATTERS AS EARLY AS KINDERGARTEN.** Studies show that children who miss too many days in kindergarten and first grade have trouble mastering reading.

---

■ **BY 6TH GRADE, CHRONIC ABSENCE** is a leading warning sign that a student will drop out.

---

■ **ABSENCES CAN AFFECT THE WHOLE CLASSROOM** if the teacher has to slow down learning to help children catch up.

---

■ **ATTENDANCE IS AN IMPORTANT SKILL THAT WILL HELP YOUR CHILD GRADUATE** and do well in college and at work.

## WHAT CAN YOU DO?

■ **FOR YOUNGER CHILDREN, SET A REGULAR BEDTIME AND MORNING ROUTINE.** Lay out clothes and pack backpacks the night before.

---

■ **FOR OLDER CHILDREN, YOU CAN SET UP HOMEWORK AND BEDTIME ROUTINES.** Make sure that when the lights go out, so do the cell phones, video games and computers.

---

■ **TRY NOT TO SCHEDULE MEDICAL AND DENTAL APPOINTMENTS DURING THE SCHOOL DAY.** If absolutely necessary, schedule appointments for after 10 a.m.

---

■ **DON'T LET YOUR CHILD STAY HOME UNLESS THEY ARE TRULY SICK.** Keep in mind complaints of a stomach ache or headache can be a sign of anxiety and not a reason to stay home.

---

■ **STAY ON TOP OF YOUR CHILD'S SOCIAL CONTACTS.** Peer pressure can lead to skipping, while students without many friends can feel isolated.

---

■ **SET AN EXAMPLE FOR YOUR CHILD.** Show him or her that attendance matters to you and that you won't allow an absence unless someone is truly sick.

---

■ **YOU CAN TURN TO YOUR SCHOOL FOR HELP.** If your child or family is having challenges with transportation, housing or health issues, reach out to your school for support.



# Additional Support

## **In school Interventions:**

Our intervention specialist, Mr. M and Ms. Perez, provide pull out interventions during the instructional day.

## **Weekly Tutorials**

Offered as Needed Mondays-Thursdays from 3:15-4:15 p.m.

## **Saturday Tutorials**

8 a.m. - 12 p.m. - Starting on February 11




# GOAL-SETTING & VICTORY NUMBER

- With their teachers, each student has set an individualized goal for these important assessments that we call Victory Number.
- Ask your child what their reading, math, and science (5th grade) victory numbers are and what they are doing each day to work toward meeting their goals!
- We celebrate when students meet their Victory Number with an incentive party!!!




# What can I do at Home for reading? –Gutierrez

- Read for 30 minutes or more on MyON This will help with stamina.
- Students talk about what makes text fiction and Non Fiction.
- Practice typing ( Learning.com)
- Practice the strategies
- Log into Imagine Language, Freckle, Istation en Espanol
- Real World connections to apply to what they read.




## STAAR 2.0 Reading Strategies

1. SET UP THE **FRONT** OF YOUR SCRATCH PAPER FOR READING




**Examine** at the text and decide if it is **Fiction** or **Non-Fiction** and identify the **Authors Purpose**. Write it on top of the paper.

Fiction	Non Fiction
<input type="checkbox"/> Make believe	<input type="checkbox"/> Real
<input type="checkbox"/> Not real	<input type="checkbox"/> Real Information
<input type="checkbox"/> Illustrations	<input type="checkbox"/> Photographs
<input type="checkbox"/> Characters	<input type="checkbox"/> Maps, graphic
<input type="checkbox"/> Dialogue	<input type="checkbox"/> I am learning
<input type="checkbox"/> Purpose to Entertain	<input type="checkbox"/> Purpose to Inform





**Split** the rest of the page to **write** your Hashtags

2. SET UP THE **BACK** OF YOUR SCRATCH PAPER FOR QUESTIONS




**Split** the paper and **number** for each question.  
**Read** the questions and **write** down keywords.

3. READ THE TEXT **TWICE** AND WRITE DOWN THE **HASHTAGS** ON SCRATCH



1<sup>st</sup> Read: Get a feel of the Text  
2<sup>nd</sup> Read: Stop and Jot ( Hashtags)

4. **ANSWER** THE QUESTIONS AND **WRITE** DOWN EVIDENCE




What paragraph did you find your evidence?  
What is the best strategy to use?



# WHAT CAN I DO AT HOME FOR MATH? -ZAMORA


- Complete homework daily
- Practice addition and subtraction with carry on.
- Practice multiplication facts daily
- Log into Imagine Math
- Math Test Taking Strategies
- Real World applications - purchasing items at grocery store (estimating, adding, multiplying, money), and cooking (using measurement)



# WHAT CAN I DO AT HOME FOR SCIENCE ?-GARCIA

- Study vocabulary guides.
- Study interactive notebooks/journals.
- Summit k12 Science login
- STEMscopes login
- Youtube links shared via ClassDojo


Brain  
POP



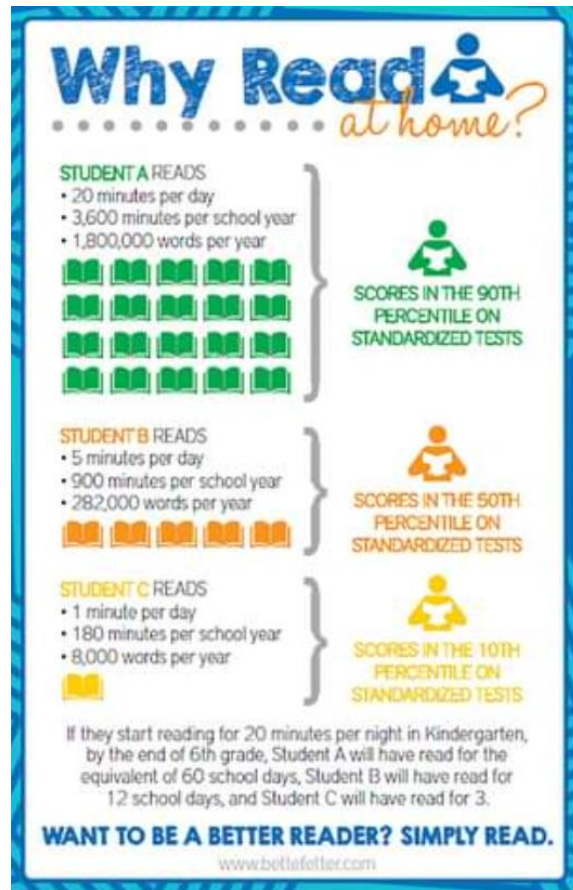
# DIGITAL RESOURCES



Imagine Math



Imagine Language & Literacy



## WHAT CAN I DO AT HOME FOR READING?


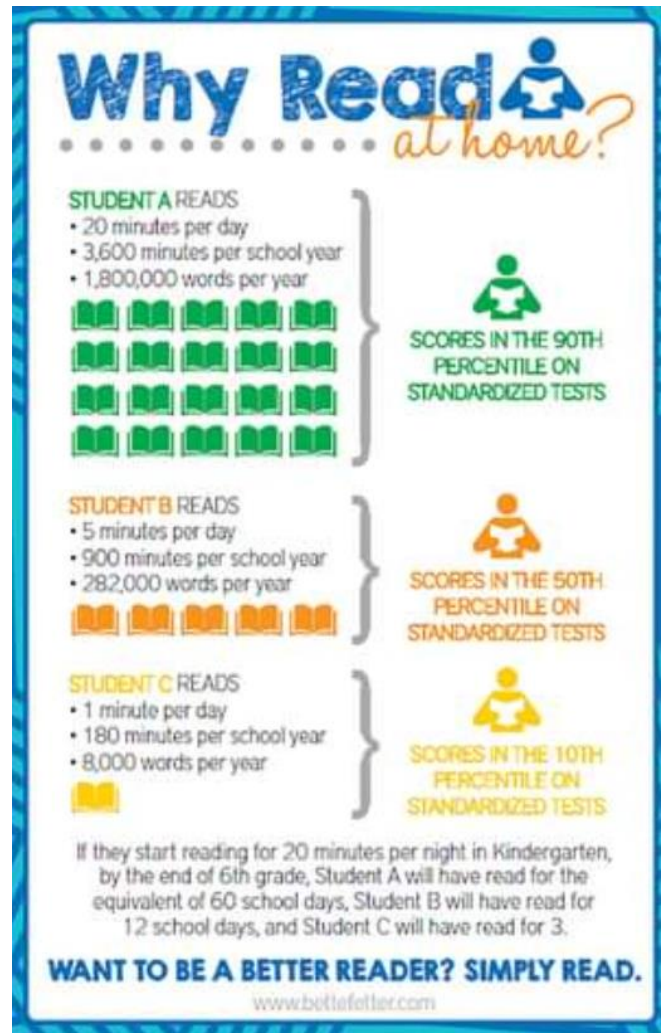
- Ensure your child is reading each night!
- Complete homework daily
- UNWRAP strategies
- Visit myOn & Imagine Learning



# HOMEWORK EXPECTATIONS

Check with your child's teacher regarding daily/weekly homework

30 minutes of Reading  
(Book, MyOn,) or  
Language/Literacy  
**AND** 30 minutes of  
Imagine Math



# HOW TO HELP YOUR CHILD PREPARE FOR ASSESSMENTS


- Have realistic expectations & encourage him/her to do his best
- Encourage your child to do his/her homework daily in a well-lit, quiet area
- Examine test results and help your child improve
- Request conference (phone, Teams, in-person) with teacher(s)
  - Have open communication with teachers! Be active on Class Dojo!

# HISD CONNECT PARENT PORTAL

Parents have a unique code, or access ID, for each of their students and will be able to use those codes to set up an account to access their students' profiles through a new parent portal.

<http://HoustonISD.org/ParentPortal>

Please call the front office if need



THANK YOU!  
*thank you!*

*Gracias*

